

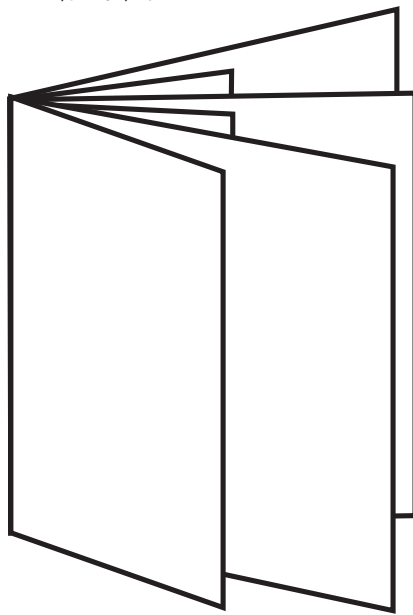
Illustrated Story

12-page Book with Cover

Instructions:

1. Roll the Story Dice ONCE.
2. In the rectangle at right, circle the three pictures that come up on the dice.
3. Using the 3 things you circled, write a very simple story or poem, maximum 300 words.
4. Decide how to separate and spread the story over 12 pages and brainstorm what kind of illustrations or photos would best suit your story. The page diagrams on the next page can help you plan as well as the mock-up that you will make.
5. Now it is time to make a mock-up so that you can see the interesting format of this book and how it will affect your creative decisions.


Get 3 sheets of A4 paper and trim them down so that they are 22cm wide by 14.5cm high. If you are in the USA, use three sheets of letter-size paper and trim to 8 5/8" x 5 3/4".



By turning some of the pages upside down and interleaving them, the resulting 12-page book makes for an unusual experience for the page turner.



You will imagine a completely different story depending on the roll of the dice!



REQUIREMENTS

A well-written, up-beat story no more than 300 words. Draft and final corrected copy.

At least 6 illustrations.

I encourage you to have at least one illustration that spans two pages: probably pages 6 & 7.

It is always a good idea to have several small illustrations to augment the main visuals.

The Book can be done either by hand or on the computer. There are separate rubrics for each.

There are many things that you must take into consideration when designing your book:

- How to divide the story so that there is an equal amount of text on most pages.
- Typefaces: Style and size
- Consistent style of photography and/or artwork that brings your story to life
- Color, Texture
- Flow of words and visuals throughout book

Notes for Digital Book

Use the Screen Template for a square book, 145mm x 145mm

This project is designed for intermediate level InDesign skills so digital publishing (epub) is not included in the line-up, but can certainly be done if you have the skills!

The book can be exported as:

- an interactive .pdf file or
- a .swf file with interactive page-curl

What to Turn-in

1. **finished file** for viewing (.pdf or .swf)
2. **packaged project** (File>Package) which includes fonts and all image files
3. sketches and paper mock-up of book.
4. **written reflection** 150-300 words:

Guiding Questions

- What parts of your story do you feel still need work?
- What questions would you like your peers to help you with?
- How did you come up with your story? Where did you find inspiration?
- Was it easy to come up with different illustrations?
- What technical difficulties did you encounter? What did you learn?

Illustrations & Layout

- Do **NOT** download and use illustrations that you find on the Internet —that is **plagiarism**.
- You may use downloaded illustrations as a guide to ***create your own images in Illustrator or Photoshop***.
- ALL illustrations and/or photography used in your publication **MUST** be turned-in with your InDesign file. I will check your illustrations for to see that you created them yourself.
- Remember - very creative things can be done with type. Type can be a form of illustration.
- Keep the style of your illustrations and type **consistent**.
- **MAKE SKETCHES BEFORE YOU GET ON THE COMPUTER.**
- **MAKE SKETCHES BEFORE YOU GET ON THE COMPUTER.**
- **MAKE SKETCHES BEFORE YOU GET ON THE COMPUTER.**
- Use color, texture, transparency, hierarchy and **do not settle on your first idea**.

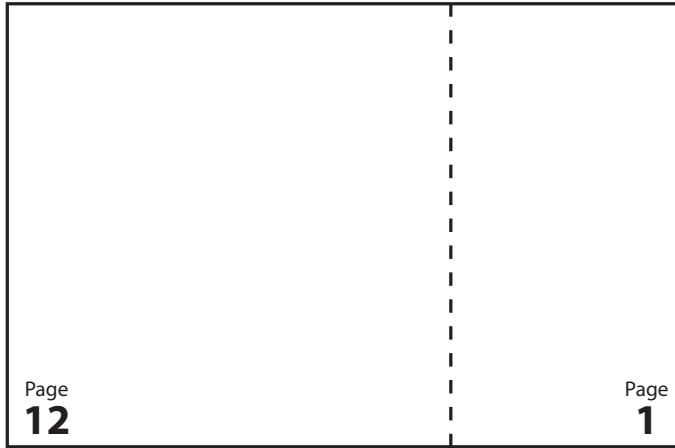
Page Layout

Use InDesign Template if you do your final version in InDesign

Paper Size = 220mm wide x 145mm high

(US Paper Size = 8⁵/₈" wide x 5³/₄" high)


Use this to sketch layout ideas.




FRONT SIDE OF PAPER




BACK SIDE OF PAPER




FRONT SIDE OF PAPER



BACK SIDE OF PAPER



FRONT SIDE OF PAPER



BACK SIDE OF PAPER

Digital Book

Digital Book	A Exemplary	B Adequate	C Partial	D Minimal	F Unacceptable
Technical Craftsmanship 100 points possible <i>Loading Speed</i> <i>Page Transitions (.swf)</i> <i>Interactivity (optional)</i>	100 pts Loads fast. All interactive links work (if present)	35 pts Loads OK. All interactive links work (if present) One photos or illustration is distorted	30 pts Loads slow. One interactive link doesn't work (if present) Distortion in two photos/illustrations	24 pts Loading problems. Problems within-teractive links (if present). Distortion. Issues with images	<24 pts Plagiarized. sloppy clipping paths (if used)
Story 40 points <i>Organization & Flow</i> <i>Focus</i> <i>Language Use</i> <i>Conventions</i> <small>Students can produce effective and well-grounded writing for a range of purposes and audiences from: http://wvde.state.wv.us/teach21/InstructionalWritingRubrics.html GRADE 5 Rubric</small>	10 pts Org&Flow: Topic is introduced in an interesting manner. Uses vivid, descriptive details. Concrete details, cause and effect, comparisons.	9 pts Org&Flow: Topic is introduced using descriptive details. Concrete details, cause and effect, comparisons.	8 pts Org&Flow: Topic is introduced using details.	7 pts Org&Flow: Topic is introduced in a confusing way.	<7 pts Org&Flow: Topic is introduced in a confusing way.
	10 pts Focus: Clear and coherent writing. Ideas are conveyed precisely using above grade level words.	9 pts Focus: Clear and coherent writing. Ideas are conveyed precisely.	8 pts Focus: Clear and coherent writing. Ideas are conveyed adequately.	7 pts Focus: Inconsistent writing. Ideas are hard to grasp.	<7 pts Focus: Inconsistent writing. Hard to understand.
	10 pts Language Use: Correct verb tense & grammar	9 pts Language Use: Mostly Correct verb tense & grammar	8 pts Language Use: Mostly Correct verb tense and grammar	7 pts Language Use: Problems with verb tense and grammar	<7 pts Language Use: Problems with verb tense and grammar
	10 pts Conv: Capitalization, punctuation, No Spelling errors	9 pts Conv: Capitalization, punctuation, No Spelling errors	8 pts Conv: Capitalization, punctuation. One spelling error.	7 pts Conv: Capitalization, punctuation errors. More than one spelling error.	<7 pts Conv: Too Many errors! More than two spelling errors.
Use of Type 60 points <i>Legibility</i> <i>Style - Glyphs</i> <i>Use of Fonts</i>	30 pts VERY easy to read! Consistent use of fonts.	27 pts Easy to read! A couple of the fonts do not match well.	24 pts Readable, but too many fonts used. One of the fonts is difficult to read.	18 pts Inconsistent and hard to read at times.	<18 pts Done as an afterthought
	30 pts Fun style with Drop Caps, Flourishes Imaginative use of type in an illustrative way.	18 pts Fun style with at least one glyph. Attempts at Type as an illustration	16 pts Plain style. No embellishments. No change in size or weight.	12 pts No discernable style.	<12 pts Messy layout. Inconsistent placement of text. Amateurish.
Illustrations 60 points <i>Originality</i> <i>Detail</i> <i>Relevant</i> <i>Consistent Style</i>	30 pts Meticulous attention to details in each illustration.	27 pts Attention to technique in each illustration.	24 pts Great effort - the artist is still growing developing a unique style.	18 pts Rushed, sloppy, below grade-level. Lack of effort.	<18 pts Disgraceful. Plagiarized.
	10 pts Each illustration brings the story to life and engages the reader	9 pts There is at least one illustration that brings the story to life and engages the reader	7.5 pts Some of the illustrations do not connect with the words on the page.	6 pts No connection between the illustrations and the text.	<6 pts What is this?
	20 pts The illustrative style is consistent throughout.	18 pts The illustrative style is consistent throughout.	16 pts The inconsistency can be attributed to an inexperienced artist - but keep trying!	12 pts Illustrations are obviously traced or "borrowed tightly" from books or the internet. Use resources as guides or inspiration ONLY!	<12 pts Did the same person do these?
Layout 40 points <i>Balance & Color</i> <i>Organization</i> <i>Creativity</i>	20 pts Pages & colors used are consistent and predictable from one to the next.	18 pts Some problems with flow from one page to the next.	16 pts Each page has a completely different layout and color scheme	12 pts Chaotic Mess.	<12 pts No effort visible.
	20 pts The reader has no problem seeing the text and/or the illustration.	18 pts The reader has no problem seeing the text and/or the illustration.	16 pts The reader has problems seeing the text and/or the illustration.	12 pts Chaotic Mess.	<12 pts No effort visible.
Comments					

